

VERTEX-CTTM VTX-R2/VC-R1/VC-R190 High Voltage Cable Assembly



APPLICATION

The VERTEX-CT line is designed specifically for computed tomography equipment applications.

STANDARD

Enterprise standard for DC high-voltage cables assembly for X-ray equipment.

FEATURE

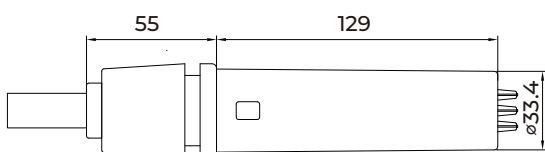
- Suitable for a variety of small diameter, high flexible cable types.
- Tinned copper braid shield, braid density up to 95%.
- Replaceable spring pin, optional silicone gasket.
- Cable assembly is easy to assemble.
- Ring nut: Thread specification 2 1/2-20UN, accessories can be customized.
- Cable tail sleeve reduces cable bending stress and prolongs cable life.
- RoHS & REACH compliant.

MAIN TECHNICAL DATA

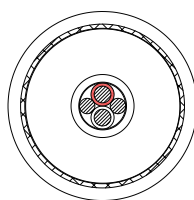
SPECIFICATION	REQUIREMENTS
Core	3
Rated Voltage	75kVDC
Rated voltage (Conductor Insulation)	2kVAC
Maximum conductor current	18A
General test voltage (high voltage insulation)	94kVDC/15min
Capacitance between conductors and shield	140±14pF/m
Insulation resistance at 20°C	≥1×10 ¹² Ω·m
Storage temperature	-40 °C~+70 °C
Operating temperature	-10 °C~+70 °C

DIAGRAM

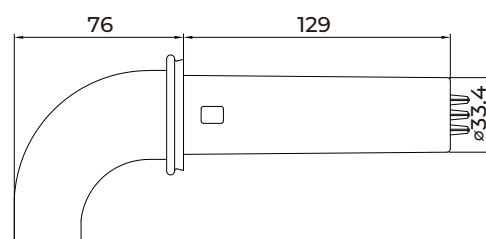
VERTEX-CT™ VC-R1



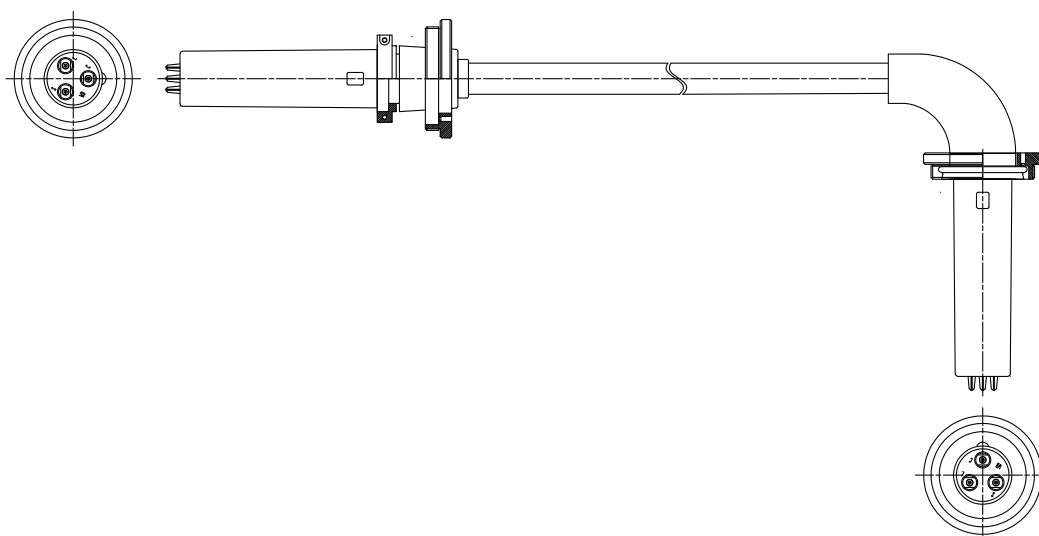
VERTEX-CT™ VTX-R2



VERTEX-CT™ VC-R190



VERTEX-CT™ VTX-R2/VC-R1/VC-R190



NOTE

More technical information in the component leaflets like cable, connector and receptacle.



HIGH-PERFORMANCE CABLE SOLUTION

TWB-Germany GmbH

Add: Kolonnenstr.8, 10827 Berlin, Germany

E-mail: rolf.kaiser@twb-germany.com

Tel: +49 171 5544253

URL: www.twb-germany.com

The data in this document is for reference only. Contents in this document are subject to change without notice.