

VERTEX-CT™ VTX-N1/VC-N5/VC-C4 High Voltage Cable Assembly



APPLICATION

The VERTEX-CT line is designed specifically for computed tomography equipment applications.

STANDARD

Enterprise standard for DC high-voltage cables assembly for X-ray equipment.

FEATURE

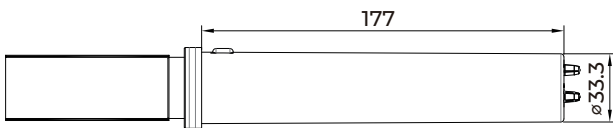
- Select small diameter, high flexibility cable.
- High temperature plug.
- When assembling a plug and socket, a layer of silicone grease must be coated on the end face of the pin to avoid discharge along the connector surface.
- RoHS & REACH compliant.

MAIN TECHNICAL DATA

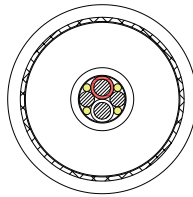
SPECIFICATION	REQUIREMENTS
Core	3/4
Rated Voltage	160kVDC
General test voltage (high voltage insulation)	200kVDC/30min
Capacitance between conductors and shield	105±10pF/m
Insulation resistance at 20°C	≥1×10 ¹² Ω·m
Storage temperature	-40 °C~+70 °C
Operating temperature	-10 °C~+70 °C

DIAGRAM

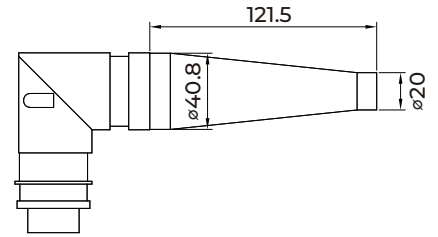
VERTEX-CT™ VC-N5



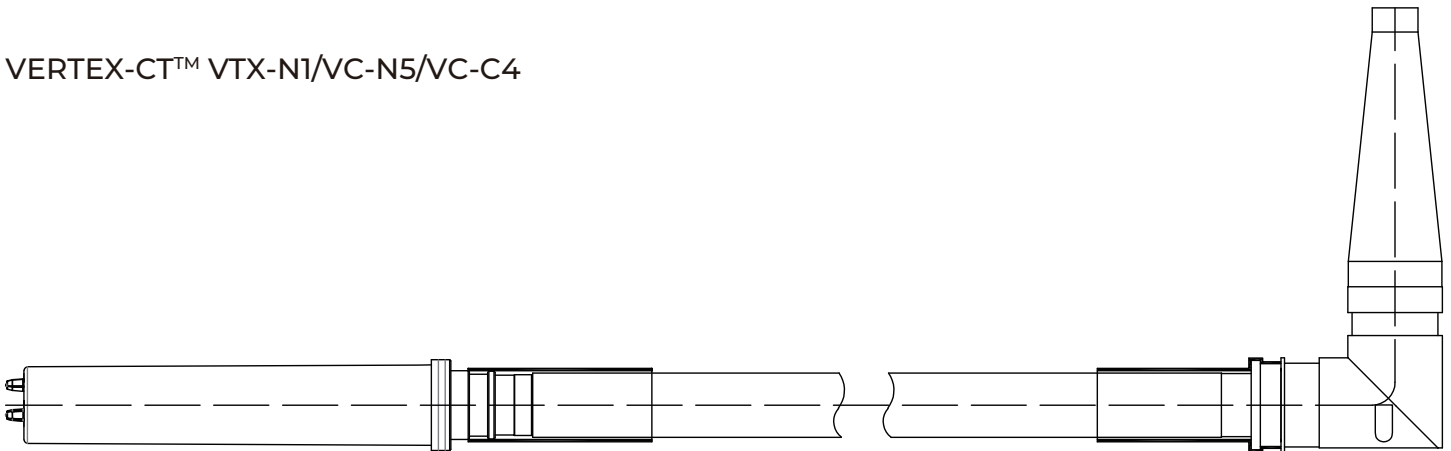
VERTEX-CT™ VTX-N1



VERTEX-CT™ VC-C4



VERTEX-CT™ VTX-N1/VC-N5/VC-C4



NOTE

More technical information in the component leaflets like cable, connector and receptacle.



HIGH-PERFORMANCE CABLE SOLUTION

TWB-Germany GmbH
 Add: Kolonnenstr.8, 10827 Berlin, Germany
 E-mail: rolf.kaiser@twb-germany.com

Tel: +49 171 5544253
 URL: www.twb-germany.com

The data in this document is for reference only. Contents in this document are subject to change without notice.